PGM-FI Control System

Troubleshooting Flowchart — ECU

Check Engine light never comes on (even for two seconds) after ignition is turned on.

Is the oil pressure light on?

NO → Inspect No. 13 fuse.

Is No. 13 fuse OK?

NO → **Replace fuse.**

YES → **Repair open in YEL between No. 13 fuse and gauge assembly.**

YES → Turn the ignition switch OFF.

Connect the test harness between the ECU and connector (page 11-37).

Connect A13 terminal to body ground.

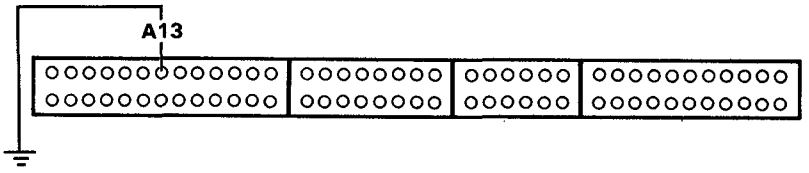

Turn the ignition switch ON.

Is Check Engine light on?

NO →
- **Replace the light bulb.**
- **Repair open in BLU wire between ECU (A13) and gauge assembly.**

YES →

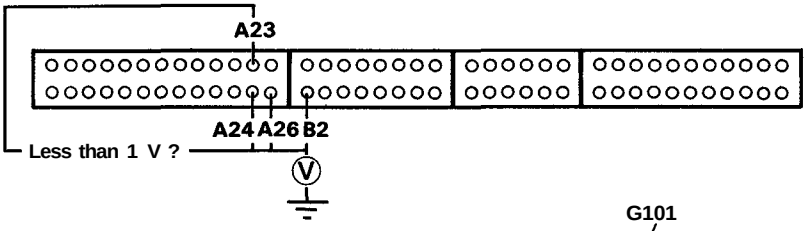

Measure voltage between body ground and the following terminals individually: •A23, •A24, •A26, •B2.

Is there less than 1V?

NO → **Repair open in wire between ECU and intake manifold (G101) that had more than 1V.**
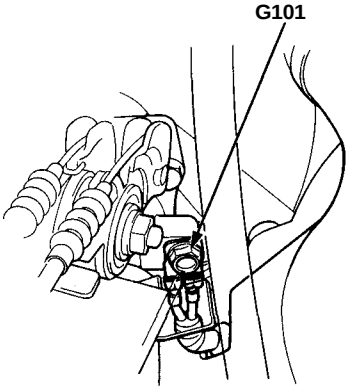
YES → **Substitute a known-good ECU and recheck. If symptom/ indication goes away, replace the original ECU.**